

Skyline Series Overbed Light



Inspired by the aerodynamic shape of an Airplane Wing, the Amico Skyline Series overbed light offers a sleek and elegant design that meets the needs of both the patient and caregiver. Incorporating the latest technology the Skyline light is designed to provide high quality illumination while meeting the aesthetic requirements of the patient room.

The Skyline Series light is designed with seam-free surfaces and clean edges that eliminate dust traps and make cleaning easy.



Features




Reading Light

The Skyline reading light offers a soft glare-free light that is comfortable for the patient when reading and is independent of the rooms lighting. The light is unobtrusive to other beds in the room and helps provide a comfortable healing atmosphere.



Ambient Light

The Skyline Light creates a warm ambient light that helps promote the well being of the patients. With the Skyline Light, the room is illuminated with indirect light and a glare free environment.



Examination Light

The Skyline Light offers superior exam lighting that provides complete illumination over the patient. Using reflectors that direct the light throughout the area of the bed, the clinical staff will be ensured of good working light to perform the necessary examinations.



Night Light
(4' Version only)

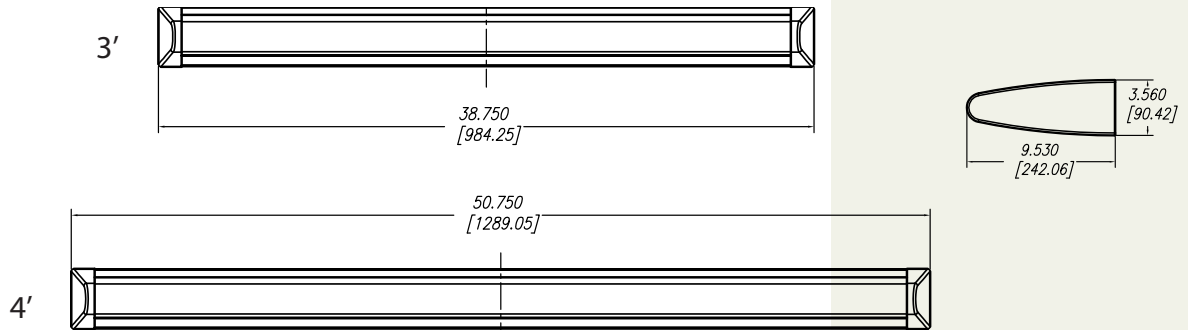
An optional night light is integrated in the Skyline Light fixture. Using LED technology, the night light penetrates the darkness with a diffused light so as to not disrupt the patient while providing you with enough light to navigate through the dark room with ease.



Bed-Stop Feature

The Amico Skyline Overbed light comes with a built in bed stop function for added safety to the patient. Upon any movement of the light fixture from the mounting bracket, the bed stop feature temporarily shuts the power to the electrical outlet that the patient bed is plugged into.

Drawing



Housing:

The housing of the Skyline shall be made with hospital grade 6063-T5 lightweight extruded aluminum and matching heavy duty metallic die-cast end caps. The Housing shall be powder coated.

- Width: 9 1/2" (241.3mm), Nominal
- Length: 50 3/4" (1289.05mm)
- Height: 3 1/2" (88.9mm)
- Weight: 26.0lbs (11.8kg)

Electrical:

The fixture comes with built in 120-277 Volt Universal Ballast with programmed start 120V-277V 50/60HZ Max 10% THD. Low Voltage Controller is included with fixture.

Lamp Type and Configuration:

The Skyline Light shall use T5HO Lamp types provided by others for the Reading, Ambient & Exam functions. The Optional Night Light uses a LED lamp provided by Amico. The Skyline lamp configuration is 1 up / 2 down as follows:

1. Ambient Light: 1 X T5HO 39 Watt Lamp provided by others.
2. Reading Light: 1 X T5HO 39 Watt Lamp provided by others.
3. Exam Light: 1 X T5HO 54 Watt Lamp provided by others.
4. Night Light: 1 X LED 5 Watt Lamp provided by Amico.

Lens:

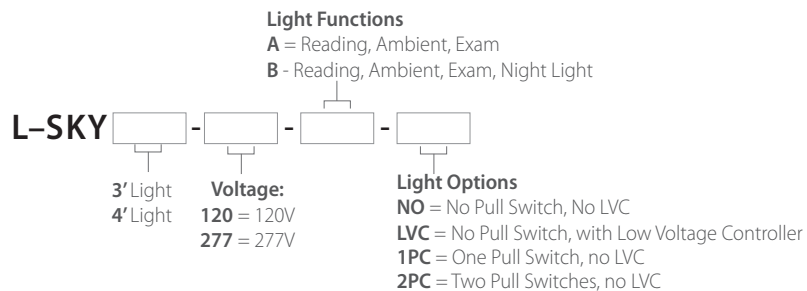
The Lens is a break resistant polycarbonate plastic that is heat resistant to high tolerances. The lens comes in a frosted finish and provides soft illumination and comfort while not reducing the light output of the lamps.

Reflectors:

The Skyline Series Light uses a Miro Reflector that provides a minimum total reflectivity of 94%. The reflector is made from high purity aluminum with specific photometric qualities to control light.

For wiring and switching information refer to final submittal verification sheet.

Ordering Guide

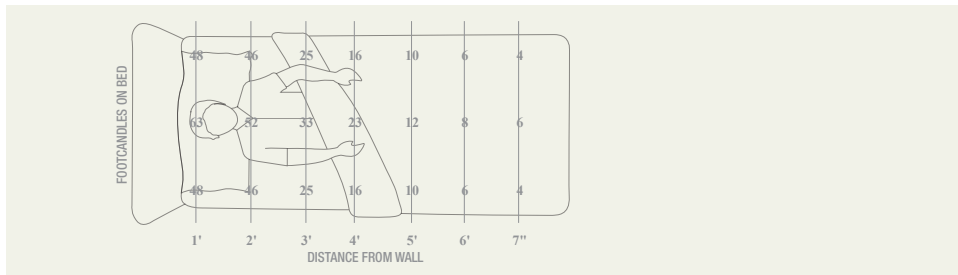


Photometrics - Lighting Functions

Test Criteria

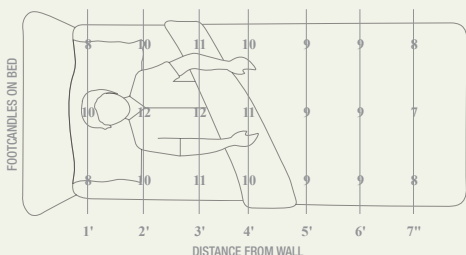
	Examination	Ambient	Reading
Lamps:	1x54W T5HO 2x39W T5HO	1x39W T5HO	1x39W T5HO
Fixture is mounted 72" AFF and measured at 30" AFF			

Reading Light



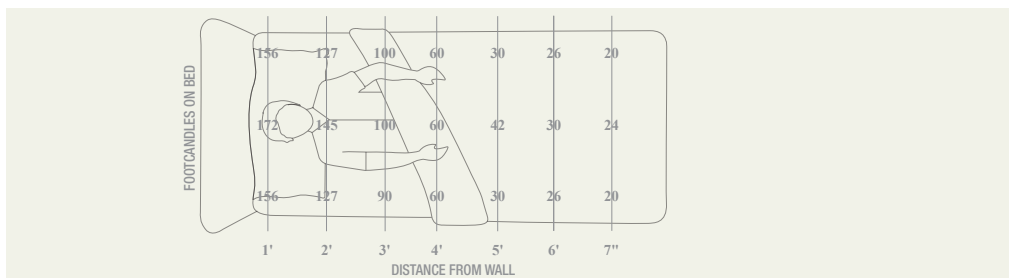
- The Skyline reading light offers a soft glare-free light.

Ambient Light



- The room is illuminated with indirect light and a glare free environment.

Examination Light



- The Skyline Light offers superior exam lighting that provides complete illumination over the patient.